

## The language of trends and suggestions test

### Part One

*Present the graph that you prepared, including a description of the trends, solutions, answering questions, and listening to your partner's opinion.*

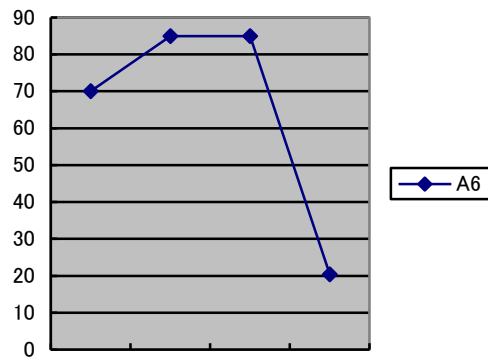
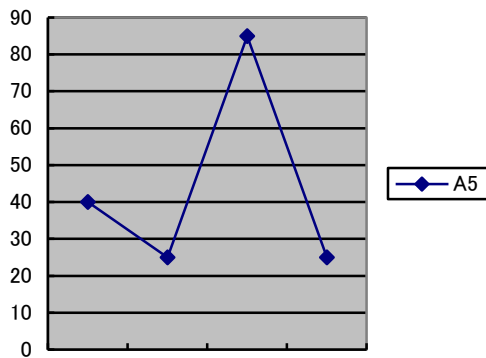
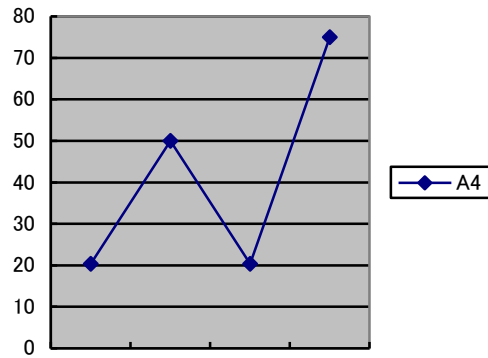
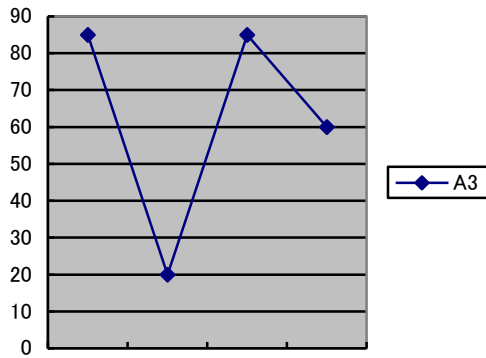
### Part Two

*Choose one of the topics below, and make up and draw a graph that could be that thing in the past, present and future. Present that in the same way.*

- Bankruptcies
- Business confidence
- Credit card debt
- Deflation/ Inflation
- Demand for electricity
- Demand for renewable energy
- Domestic electronics companies
- Food supplies
- Recycling of electronics such as old computers
- Sales of PCs
- Spending by people in their 20s
- Spending on eating out
- Stress in middle managers
- The age of people's first job
- The image of the police
- The number of divorces
- The number of jobs in the financial industry
- The number of young people who neither work nor study
- The use of packaged food
- This country's second city
- Water bills
- Water pollution

### Part Three

Choose one of the graphs below and imagine what past, present and future trend it could be showing. It must be something connected to business and/ or the environment. Present on that topic in the same way as you did before.



## Part Four

Do the same with one of the topics and/ or graphs below, but this time writing your answer. Include the Q&A stage if you have time.

- Air pollution
- Companies in danger of bankruptcy
- Consumer confidence
- Consumer debt
- Demand for university education
- Domestic drinks companies
- Internet bills
- Recycling of paper
- Sales of mobile phones
- Spending by retired people
- Spending on accommodation
- Stress in children
- Taxes
- The age of politicians
- The image of the public servants

